


STEPS TO DOWNLOAD HOME WORK FROM OSM LOGIN

1. GO TO www.davkailashhills.com scroll down the window



2. You will find  click on OSM LOGIN <https://davkailashhills.com/OSM>
3. The window appears given below:-

A screenshot of a web browser showing the login page for OSM. The browser's address bar displays 'davkailashhills.com/osm/login'. The page has a light green background. In the center, there is a white box titled 'User Login'. Inside this box, there are two input fields: 'Username' with the placeholder text 'Enter your username...' and 'Password' with the placeholder text 'Enter your password...'. Below these fields are two buttons: an orange button labeled 'Forgot Password?' and a grey button labeled 'Login'.

4. After this enter your **ADMISSION NUMBER AS USERNAME** and **PASSWORD** as your date of birth in **ddmmyyyy** format.
- 5.

Click on
horizontal
line

A screenshot of the OSM dashboard. At the top, there is a blue header bar with the text 'OSM : DAV PUBLIC SCHOOL, KAILASH HILLS'. Below the header, the word 'Dashboard' is visible. The dashboard contains several widgets: a student profile for 'VANSHIKA GROVER (20130139) MR. DHIRAJ GROVER X - C'; a 'Last Absent Date' widget with a calendar icon and 'Session:' text; a 'Paid Months' widget showing 'APR'; a 'Misc Fee' widget with a 'Pay Misc Fee' link; and a 'Book Fee' widget with a 'Pay Book Fee' link. A red box highlights a horizontal line in the header bar, and a callout box points to it with the text 'Click on horizontal line'.

6.

OSM : DAV PUBLIC SCHOOL, KAILASH HILLS

General

- Home
- Pay Fee Online
- Pay Book Fee
- Pay Misc Fee
- Attendance
- Assignment
- Circular
- Home Work**
- Time Table
- Tutorials
- Question Bank

Dashboard

VANSHIKA GROVER
(20130139)
MR. DHIRAJ GROVER
X - C

Last Absent Date
Session:

Paid M
API

Misc Fee
[Pay Misc Fee](#)

Book Fee
[Pay Book Fee](#)

Click on home work

7. The home work appears, click on download.

OSM : DAV PUBLIC SCHOOL, KAILASH HILLS

Home Work

Expression Search

Contains Enter something... Search

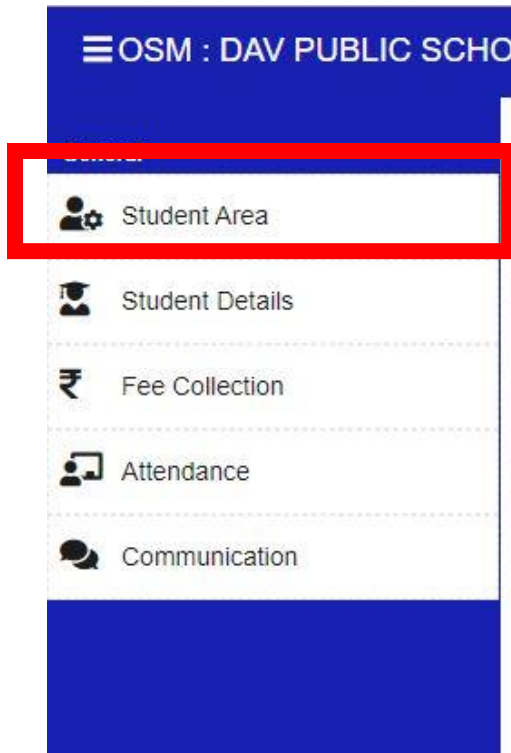
#	Title	Sub Title	Expired On	Action
1	HOLIDAYHOME WORK 2024	CLASS-X	26/06/2024	Download

Showing 1 records

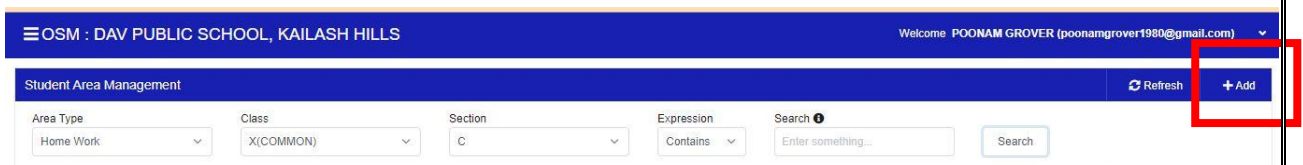
Click on download

8. Holiday home work downloaded in your device.

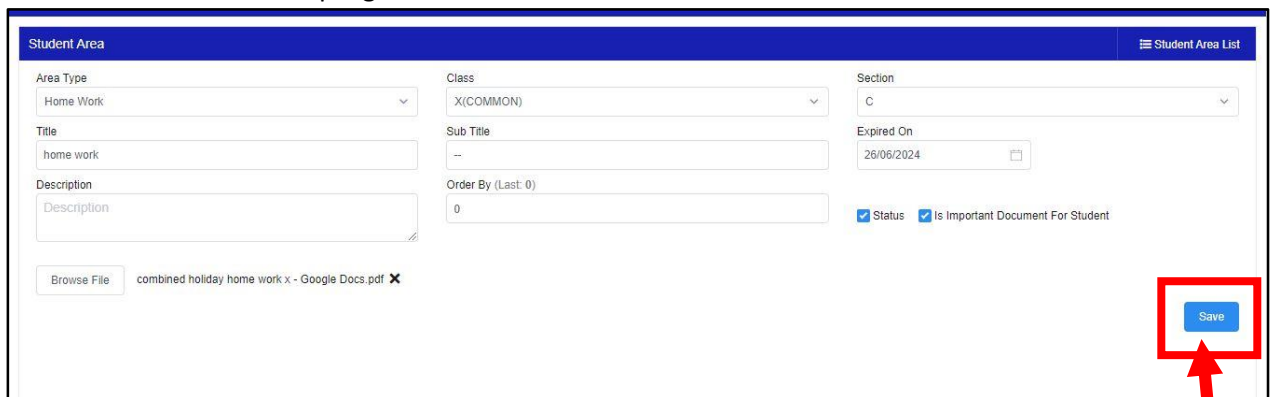
9. After clicked the horizontal lines the following dialog box appears Click on student area



10. After this click on ADD



11. Enter the details the example given below:-



12. After enter the details click on Save .

Save
button